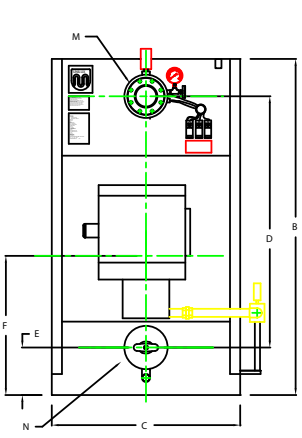
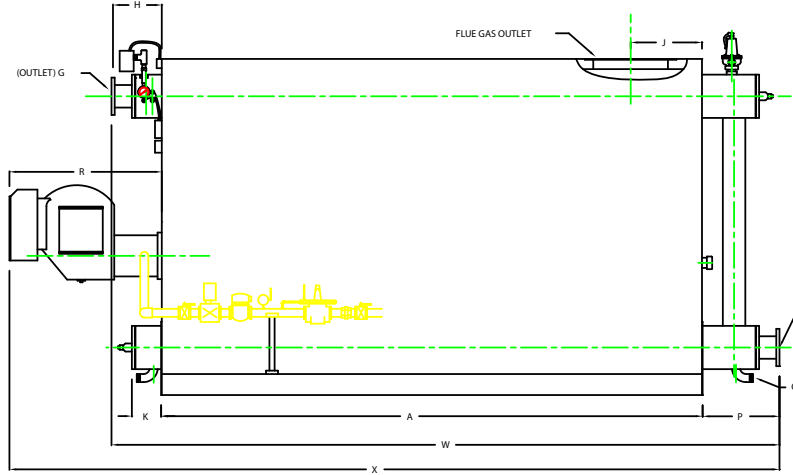


PLAN

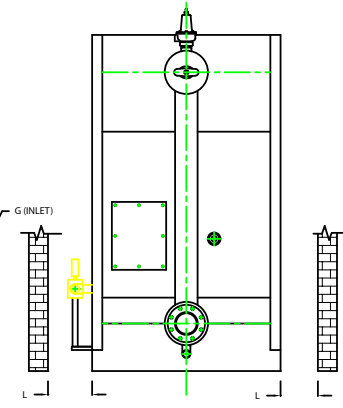
CHIMNEY FLANGE DIMS:
 O.D. = 27"
 I.D. = 22-1/4"
 B.C.D = 24-1/2"
 NO. OF HOLES = 8
 HOLE DIAMETER = 0.53"



FRONT VIEW



SIDE VIEW



REAR VIEW

	INCHES	METRIC
BOILER MODEL - ZF1200W		
A LENGTH OF BASE	159 1/2	4051
A1 LENGTH OF SUPPORT FROM BASE	-	-
B HEIGHT	99	2515
C WIDTH OF BASE	55 1/2	1410
D CTR. LOWER DRUM TO CTR. UPPER DRUM	74	1880
E CENTER OF LOWER DRUM TO BOTTOM	14	356
F CENTER OF BURNER OPENING TO BOTTOM	41	1041
G INLET / OUTLET FLANGE CLASS 150	6	152
H NOZZLE CLEARANCE FROM TOP FRONT	14 1/4	362
J CENTER OF FLUE GAS OUTLET TO REAR	21	533
K DRUM CLEARANCE FROM BASE, FRONT	8 5/8	219
L TUBE REMOVAL CLEARANCE FROM BASE	38	965
M UPPER DRUM, OD, NPS	12 3/4	324
N LOWER DRUM, OD, NPS	12 3/4	324
O FLUE GAS OUTLET, ID	22	559
P NOZZLE CLEARANCE FROM BASE, REAR	22 5/8	575
Q BLOWDOWN, NPT	2	51
R BURNER DIMENSION	44 7/8	1140
W OVERALL BOILER LENGTH	196 3/8	4988
X OVERALL BOILER LENGTH WITH BURNER	227	5766

NOTE: "X" DIMENSION MAY VARY BASED ON BURNER

NOTE: DIMENSIONS SUBJECT TO CHANGE WITHOUT NOTICE
 CONSULT FACTORY FOR CERTIFIED DIMENSIONS.

30 COMMERCIAL PARK DRIVE NISKAYUNA, NY 12039 Ph: (518) 344-7490 Fax: (518) 344-7495	
<small>THIS DRAWING, IN WHOLE OR IN PART, IS THE PROPERTY OF UNILUX ADVANCED MFG. LLC. ALL RIGHTS FOR REPRODUCTION, TRANSMISSION OR IN ANY MANNER ARE RESERVED BY UNILUX ADVANCED MFG. LLC.</small>	
PROJECT:	-
LOCATION:	-
Model Sizes	ZF 1200W
BURNER:	-
ELECTRIC:	-
SUPPLY PSI:	-
Drawn By:	RIZ RACAZA
Checked By:	DAVID RAMSON
Drawing No.:	0800000
File No.:	J800000
Date:	05AUG09
Scale:	NTS
REV:	0